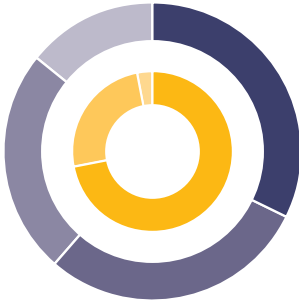


COMMUNITY PROFILE

DEMOGRAPHICS



- 19 and under **32%**
- 20 - 44 **29%**
- 45 - 64 **24%**
- 65 and over **15%**

- White **72%**
- Hispanic or Latino **25%**
- Other **3%**

POPULATION: 174,688

TRANSPORTATION

WALKABILITY

Walkscore: 38

(Twin Falls)

Most errands require a car

21 Minutes

Mean travel time to work

6 Miles

Closest Major Airport:

Magic Valley Regional Airport
tfid.org

Public Transportation

Trans IV Buses
csi.edu/support/transiv/tiv_body.html

REAL ESTATE

\$138,286

Median value of owner-occupied units

65,075

Total housing units

\$1,071

Median selected monthly owner costs with a mortgage



■ Owners ■ Renters

There are 59,276 occupied housing units in Southern Idaho. Approximately 69 percent are owner-occupied and 31 percent are occupied by renters.

ECONOMIC PROFILE

WORKFORCE



EDUCATION LEVEL

- High school only **31%**
- Some college or associate degree **34%**
- Bachelor's degree **12%**
- Graduate or professional degree **4%**
- Other **19%**

76,073

Total number employed

1.9%

Unemployment Rate (08/2018)

RETAIL, TOURISM & DINING

\$2.1B

Annual retail sales

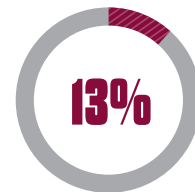
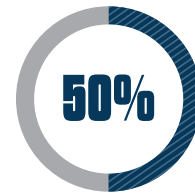
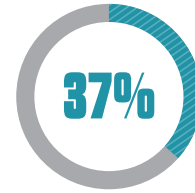
\$159M

Annual Hotel and Food Sales

TOP EMPLOYERS

- Amalgamated Sugar LLC
- Clear Springs Foods
- College of Southern Idaho
- Lamb Weston Inc.
- McCain Foods
- DOT Foods
- Hilex Poly/Novolex
- Standlee Premium Western Forage
- Glanbia Nutritionals
- Independent Meat Co.
- Chobani
- Clif Bar Baking Company
- St. Luke's Magic Valley Medical Center
- Rangen Inc.
- Seastrom Manufacturing
- Dart Container Corp.

HOUSEHOLD INCOME



- \$34,999 and under
- \$35,000-99,999
- \$100,000+

TRANSPORTATION ASSETS

Eastern Idaho Railroad
watcocompanies.com